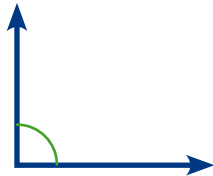


Name: _____

Estimate the Angle

For each angle below, estimate its measurement.

A.



a) 180°

c) 90°

b) 45°

d) 20°

B.



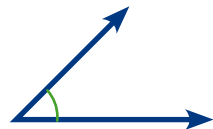
a) 0°

c) 360°

b) 90°

d) 180°

C.



a) 45°

c) 60°

b) 90°

d) 120°

D.



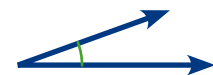
a) 240°

c) 210°

b) 135°

d) 45°

E.



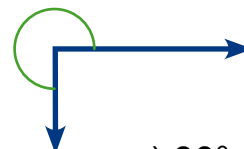
a) 45°

c) 90°

b) 20°

d) 100°

F.



a) 45°

c) 90°

b) 180°

d) 270°

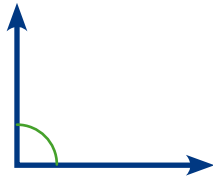
Name: _____

Key

Estimate the Angle

For each angle below, estimate its measurement.

A.



- a) 180°
- b) 45°

- c) 90°
- d) 20°

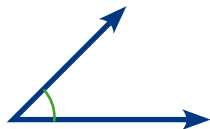
B.



- a) 0°
- b) 90°

- c) 360°
- d) 180°

C.



- a) 45°
- b) 90°

- c) 60°
- d) 120°

D.



- a) 240°
- b) 135°

- c) 210°
- d) 45°

E.



- a) 45°
- b) 20°

- c) 90°
- d) 100°

F.



- a) 45°
- b) 180°

- c) 90°
- d) 270°