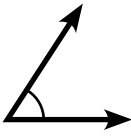

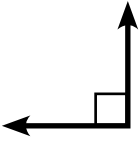
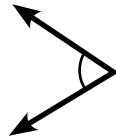



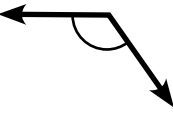
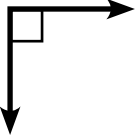
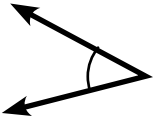
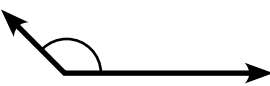
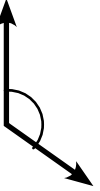


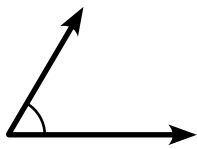
Working With Congruent Angles

Part 1: Circle the congruent angle for each angle below.

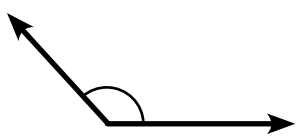
1)	A) 	B) 	C) 
2)	A) 	B) 	C) 
3)	A) 	B) 	C) 
4)	A) 	B) 	C) 

Part 2: Draw a congruent angle for each angle below.

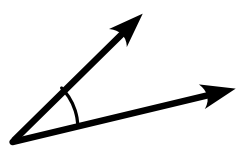
A) 60°



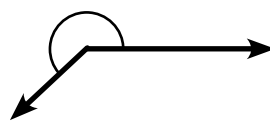
B) 120°



C) 30°

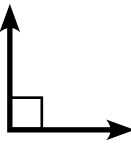
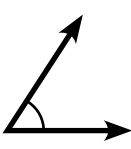

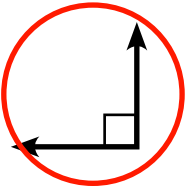

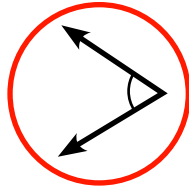


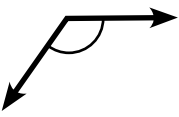

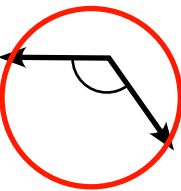
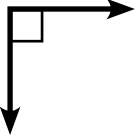
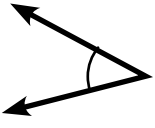
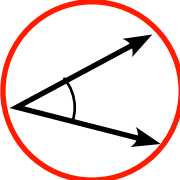
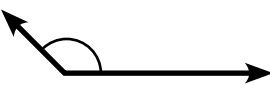
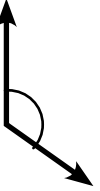


D) 200°



Working With Congruent Angles

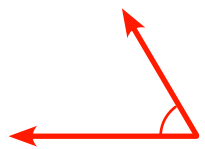
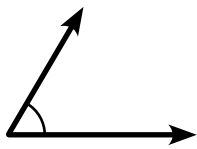
Part 1: Circle the congruent angle for each angle below.

1)		A)		B)		C)	
2)		A)		B)		C)	
3)		A)		B)		C)	
4)		A)		B)		C)	

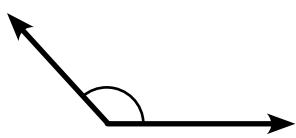
Part 2: Draw a congruent angle for each angle below.

Actual student answers will vary. Examples of correct answers:

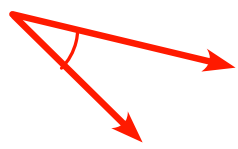
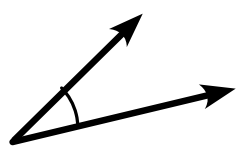
A) 60°



B) 120°



C) 30°



D) 200°

